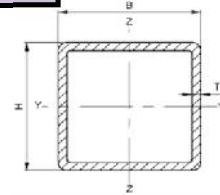


Square Hollow Section

AS 1163

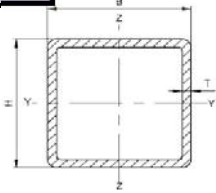


Designation		Weight
Size	Thickness	
$B \times B$	T	M
mm	mm	Kg/m
13 x 13	1.6	0.52
16 x 16	1.6	0.71
19 x 19	1.6	0.82
20 x 20	1.6	0.87
20 x 20	2.0	1.05
25 x 25	1.6	1.12
25 x 25	2.0	1.36
25 x 25	2.3	1.53
25 x 25	2.5	1.64
25 x 25	3.0	1.89
30 x 30	1.6	1.38
30 x 30	2.0	1.68
30 x 30	2.3	1.89
30 x 30	2.5	2.03
30 x 30	3.0	2.36
32 x 32	1.6	1.48
32 x 32	1.8	1.64
32 x 32	2.0	1.80
32 x 32	2.3	2.04
32 x 32	2.5	2.19
32 x 32	3.0	2.55
32 x 32	3.2	2.62
35 x 35	1.6	1.63
35 x 35	2.0	1.99
35 x 35	2.3	2.26
35 x 35	2.5	2.42
35 x 35	3.0	2.83
38 x 38	1.6	1.78
38 x 38	2.0	2.18
38 x 38	2.3	2.47
38 x 38	2.5	2.66
38 x 38	3.0	3.12
38 x 38	4.0	3.84
40 x 40	1.6	1.88
40 x 40	1.9	2.20
40 x 40	2.0	2.31
40 x 40	2.3	2.62
40 x 40	2.5	2.82
40 x 40	3.0	3.30
40 x 40	4.0	4.09

Designation		Weight
Size	Thickness	
$B \times B$	T	M
mm	mm	Kg/m
50 x 50	1.6	2.38
50 x 50	1.9	2.80
50 x 50	2.0	2.93
50 x 50	2.3	3.34
50 x 50	2.5	3.60
50 x 50	3.0	4.25
50 x 50	4.0	5.35
50 x 50	4.5	5.88
50 x 50	5.0	6.39
50 x 50	6.0	7.32
50 x 50	6.3	7.58
60 x 60	1.6	2.88
60 x 60	2.3	4.06
60 x 60	2.5	4.39
60 x 60	3.0	5.19
60 x 60	4.0	6.60
60 x 60	4.5	7.30
64 x 64	2.3	4.35
64 x 64	3.0	5.56
64 x 64	4.0	7.11
64 x 64	4.5	7.86
64 x 64	5.0	8.59
64 x 64	6.0	9.96
65 x 65	1.6	3.13
65 x 65	2.0	3.88
65 x 65	2.3	4.42
65 x 65	2.5	4.78
65 x 65	3.0	5.66
65 x 65	4.0	7.23
65 x 65	4.5	8.00
65 x 65	5.0	8.75
65 x 65	6.0	10.20
70 x 70	2.5	5.17
70 x 70	3.0	6.13
70 x 70	4.0	7.86
70 x 70	5.0	9.53
70 x 70	6.0	11.09
70 x 70	6.3	11.53

Square Hollow Section

AS 1163

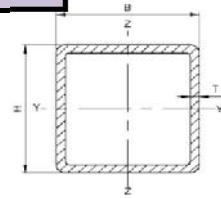


Designation		Weight
Size	Thickness	
$B \times B$	T	M
mm	mm	Kg/m
75 × 75	1.6	3.64
75 × 75	1.9	4.29
75 × 75	2.0	4.50
75 × 75	2.3	5.14
75 × 75	2.5	5.56
75 × 75	3.0	6.60
75 × 75	3.5	7.53
75 × 75	4.0	8.49
75 × 75	4.5	9.42
75 × 75	5.0	10.30
75 × 75	6.0	12.00
75 × 75	6.3	12.52
80 × 80	2.3	5.51
80 × 80	3.0	7.07
80 × 80	4.0	9.11
80 × 80	4.5	10.12
80 × 80	5.0	11.10
80 × 80	6.0	12.97
89 × 89	3.0	7.92
89 × 89	3.5	9.07
89 × 89	4.0	10.25
89 × 89	4.5	11.39
89 × 89	5.0	12.50
89 × 89	6.0	14.70
90 × 90	2.3	6.23
90 × 90	3.0	8.01
90 × 90	4.0	10.37
90 × 90	4.5	11.54
90 × 90	5.0	12.67
90 × 90	6.0	14.86
90 × 90	6.3	15.49
90 × 90	8.0	18.87
100 × 100	2.3	6.95
100 × 100	3.0	8.96
100 × 100	4.0	11.60
100 × 100	4.5	12.95
100 × 100	5.0	14.20
100 × 100	6.0	16.70
100 × 100	6.3	17.47
100 × 100	8.0	21.39
100 × 100	9.0	23.50

Designation		Weight
Size	Thickness	
$B \times B$	T	M
mm	mm	Kg/m
120 × 120	2.3	8.39
120 × 120	3.0	10.84
120 × 120	4.0	14.14
120 × 120	4.5	15.77
120 × 120	5.0	17.38
120 × 120	6.0	20.51
120 × 120	6.3	21.42
120 × 120	8.0	26.41
120 × 120	9.0	29.19
125 × 125	3.0	11.31
125 × 125	4.0	14.80
125 × 125	4.5	16.48
125 × 125	5.0	18.20
125 × 125	6.0	21.40
125 × 125	6.3	22.41
125 × 125	8.0	27.67
125 × 125	9.0	30.60
140 × 140	4.0	16.65
140 × 140	5.0	20.52
140 × 140	6.0	24.28
140 × 140	6.3	25.38
140 × 140	8.0	31.43
140 × 140	10.0	38.13
140 × 140	12.0	44.35
140 × 140	12.5	45.83
150 × 150	3.0	13.67
150 × 150	4.0	17.91
150 × 150	4.5	20.01
150 × 150	5.0	22.10
150 × 150	6.0	26.20
150 × 150	6.3	27.36
150 × 150	8.0	33.95
150 × 150	9.0	37.70
150 × 150	10.0	41.27
150 × 150	12.0	48.12
150 × 150	12.5	49.76

Square Hollow Section

AS 1163



Designation		Weight
Size	Thickness	
$B \times B$	T	M
mm	mm	Kg/m
160 × 160	4.0	19.16
160 × 160	5.0	23.66
160 × 160	6.0	28.04
160 × 160	6.3	29.34
160 × 160	8.0	36.46
160 × 160	10.0	44.41
160 × 160	12.0	51.89
160 × 160	12.5	53.68
160 × 160	16.0	65.45
178 × 178	4.0	21.42
178 × 178	4.5	23.97
178 × 178	5.0	26.49
178 × 178	6.0	31.43
178 × 178	9.0	45.58
178 × 178	9.5	47.83
180 × 180	4.0	21.67
180 × 180	4.5	24.25
180 × 180	5.0	26.80
180 × 180	6.0	31.81
180 × 180	6.3	33.29
180 × 180	8.0	41.48
180 × 180	9.0	46.14
180 × 180	10.0	50.69
200 × 200	4.0	24.19
200 × 200	4.5	27.08
200 × 200	5.0	29.90
200 × 200	6.0	35.60
200 × 200	6.3	37.25
200 × 200	8.0	46.51
200 × 200	9.0	51.80
200 × 200	10.0	56.97
200 × 200	12.0	66.96
200 × 200	12.5	69.38
200 × 200	15.0	81.07
200 × 200	16.0	85.54
220 × 220	5.0	33.08
220 × 220	6.0	39.35
220 × 220	6.3	41.20
220 × 220	8.0	51.53
220 × 220	10.0	63.25

Designation		Weight
Size	Thickness	
$B \times B$	T	M
mm	mm	Kg/m
220 × 220	12.0	74.49
220 × 220	12.5	77.23
220 × 220	16.0	95.59
250 × 250	4.5	34.14
250 × 250	5.0	37.79
250 × 250	6.0	45.00
250 × 250	6.3	47.14
250 × 250	8.0	59.07
250 × 250	9.0	65.90
250 × 250	10.0	72.67
250 × 250	12.0	85.80
250 × 250	12.5	89.01
250 × 250	16.0	110.66
260 × 260	6.0	46.88
260 × 260	6.3	49.12
260 × 260	8.0	61.58
260 × 260	10.0	75.81
260 × 260	12.0	89.57
260 × 260	12.5	92.93
260 × 260	16.0	115.69
300 × 300	4.5	41.21
300 × 300	6.0	54.42
300 × 300	6.3	57.03
300 × 300	8.0	71.63
300 × 300	8.5	75.85
300 × 300	9.0	80.05
300 × 300	10.0	88.37
300 × 300	12.0	104.64
300 × 300	12.5	108.63
300 × 300	16.0	135.78
350 × 350	6.0	63.84
350 × 350	6.3	66.92
350 × 350	7.5	79.14
350 × 350	8.0	84.19
350 × 350	9.0	94.18
350 × 350	10.0	104.07
350 × 350	12.0	123.48
350 × 350	12.5	128.26
350 × 350	15.0	151.72
350 × 350	16.0	160.90