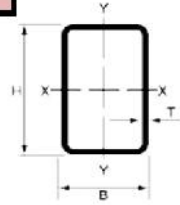


Rectangular Hollow Section

AS 1163

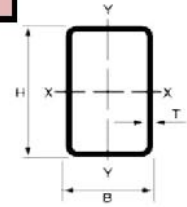


Designation		Weight
Size	Thickness	
$B \times H$	T	M
mm	mm	Kg/m
25 × 50	1.6	1.75
	2.0	2.15
	2.3	2.44
	2.5	2.62
	3.0	3.07
25 × 75	1.6	2.38
	1.9	2.80
	2.0	2.93
	2.3	3.34
	2.5	3.60
	3.0	4.25
	4.5	5.88
30 × 50	2.0	2.31
	2.5	2.82
	3.0	3.30
	4.0	4.09
	5.0	4.82
30 × 60	1.6	2.13
	1.9	2.50
	2.3	2.98
	3.0	3.77
30 × 80	1.6	2.63
	1.9	3.10
	2.3	3.70
	3.0	4.72
30 × 110	2.0	4.19
	2.5	5.17
	3.0	6.13
	4.0	7.86
35 × 65	1.6	2.38
	1.9	2.80
	2.0	2.93
	2.3	3.34
	2.5	3.60
	3.0	4.25
4.0	5.35	

Designation		Weight
Size	Thickness	
$B \times H$	T	M
mm	mm	Kg/m
38 × 65	1.6	2.46
	1.9	2.89
	2.0	3.03
	2.3	3.45
	2.5	3.72
	3.0	4.39
	4.0	5.54
38 × 75	1.6	2.71
	1.9	3.18
	2.0	3.34
	2.3	3.81
	2.5	4.11
	3.0	4.86
38 × 76	3.2	5.08
	4.0	6.16
	4.5	6.80
38 × 76	2.5	4.16
	3.0	4.91
	4.0	6.24
40 × 60	2.0	2.93
	2.5	3.60
	3.0	4.25
	4.0	5.35
40 × 80	5.0	6.39
	1.6	2.88
	1.9	3.39
	2.0	3.56
	2.3	4.06
40 × 80	3.0	5.19
	4.0	6.60
	2.5	5.17
	3.0	6.13
40 × 100	4.0	7.86
	5.0	9.53

Rectangular Hollow Section

AS 1163

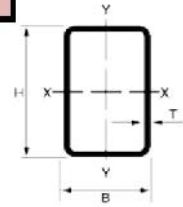


Designation		Weight
Size	Thickness	
$B \times H$	T	M
mm	mm	Kg/m
50 × 70	2.0	3.56
	2.5	4.39
	3.0	5.19
	4.0	6.60
	5.0	7.96
50 × 75	1.6	3.01
	1.9	3.54
	2.0	3.72
	2.3	4.24
	2.5	4.58
	3.0	5.42
	4.0	6.92
	4.5	7.65
	5.0	8.35
	6.0	9.67
50 × 90	2.0	4.19
	2.5	5.17
	3.0	6.13
	4.0	7.86
	5.0	9.53
50 × 100	1.6	3.64
	1.9	4.29
	2.0	4.50
	2.3	5.14
	2.5	5.56
	3.0	6.60
	3.5	7.53
	4.0	8.49
	4.5	9.42
	5.0	10.30
	6.0	12.00
	6.3	12.52

Designation		Weight
Size	Thickness	
$B \times H$	T	M
mm	mm	Kg/m
50 × 125	2.3	6.05
	2.5	6.55
	3.0	7.78
	4.0	10.06
	4.5	11.18
	5.0	12.28
	6.0	14.38
50 × 150	2.0	6.07
	2.3	6.95
	2.5	7.53
	3.0	8.96
	4.0	11.60
	4.5	12.95
	5.0	14.20
	6.0	16.74
	6.3	17.47
	51 × 127	3.5
5.0		12.50
6.0		14.60
60 × 80	2.0	4.19
	2.5	5.17
	3.0	6.13
	4.0	7.86
	5.0	9.53
60 × 100	2.5	5.96
	3.0	7.07
	4.0	9.11
	5.0	11.10
	6.0	12.97
	6.3	13.51

Rectangular Hollow Section

AS 1163

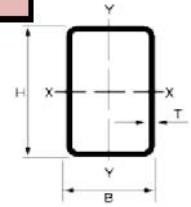


Designation		Weight
Size	Thickness	
$B \times H$	T	M
mm	mm	Kg/m
60 × 120	2.5	6.74
	3.0	8.01
	4.0	10.37
	4.5	11.54
	5.0	12.67
	6.0	14.86
	6.3	15.49
75 × 100	2.3	6.05
	3.0	7.78
	3.2	8.19
	4.0	10.06
	4.5	11.18
	5.0	12.28
	6.0	14.38
75 × 125	2.3	6.95
	2.5	7.53
	3.0	8.96
	4.0	11.60
	4.5	12.95
	5.0	14.20
	6.0	16.70
75 × 150	2.3	7.85
	3.0	10.13
	4.0	13.20
	4.5	14.72
	5.0	16.20
	6.0	19.09
	6.3	19.94
	8.0	24.53
	9.0	27.07

Designation		Weight
Size	Thickness	
$B \times H$	T	M
mm	mm	Kg/m
76 × 102	3.5	9.06
	4.0	10.25
	5.0	12.50
	6.0	14.60
76 × 152	5.0	16.50
	6.0	19.40
	9.5	28.70
80 × 100	2.5	6.74
	3.0	8.01
	4.0	10.37
	5.0	12.67
	6.0	14.86
	6.3	15.49
80 × 120	2.5	7.53
	3.0	8.96
	4.0	11.63
	4.5	12.95
	5.0	14.24
	6.0	16.74
80 × 140	6.3	17.47
	8.0	21.39
	4.0	12.88
	5.0	15.81
	6.0	18.62
80 × 160	6.3	19.44
	8.0	23.90
	3.0	10.84
	3.2	11.46
	4.0	14.14
	4.5	15.77
	5.0	17.38
	6.0	20.51
	6.3	21.42
8.0	26.41	
9.0	29.19	

Rectangular Hollow Section

AS 1163

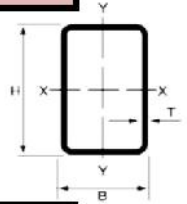


Designation		Weight
Size	Thickness	
$B \times H$	T	M
mm	mm	Kg/m
100 × 150	3.0	11.31
	4.0	14.80
	4.5	16.48
	5.0	18.20
	6.0	21.40
	6.3	22.41
	8.0	27.67
	9.0	30.60
100 × 180	4.0	16.65
	5.0	20.52
	6.0	24.28
	6.3	25.38
	8.0	31.43
	10.0	38.13
	12.0	44.35
	12.5	45.83
100 × 200	4.0	17.90
	4.5	20.01
	5.0	22.10
	6.0	26.20
	6.3	27.36
	8.0	33.95
	9.0	37.70
	10.0	41.27
100 × 300	6.0	35.58
	6.3	37.25
	8.0	46.51
	10.0	56.97
	12.0	66.96
	12.5	69.38
	16.0	85.54

Designation		Weight
Size	Thickness	
$B \times H$	T	M
mm	mm	Kg/m
120 × 200	4.0	19.16
	5.0	23.66
	6.0	28.04
	6.3	29.34
	8.0	36.46
	10.0	44.41
	12.0	51.89
	12.5	53.68
150 × 200	4.0	21.05
	4.5	23.55
	5.0	26.02
	6.0	30.90
	6.3	32.30
	8.0	40.23
	9.0	44.70
	10.0	49.12
150 × 250	4.0	24.19
	4.5	27.08
	5.0	29.90
	6.0	35.60
	6.3	37.25
	8.0	46.51
	9.0	51.80
	10.0	56.97
150 × 300	6.0	40.29
	6.3	42.19
	8.0	52.79
	10.0	64.82
	12.0	76.38
	12.5	79.20
	16.0	98.10

Rectangular Hollow Section

AS 1163



Designation		Weight
Size	Thickness	
$B \times H$	T	M
mm	mm	Kg/m
180 × 260	5.0	33.08
	6.3	41.20
	8.0	51.53
	10.0	63.25
	12.0	74.49
	12.5	77.23
	16.0	95.59
200 × 300	4.5	34.14
	5.0	37.79
	6.0	45.00
	6.3	47.14
	8.0	59.07
	9.0	65.92
	10.0	72.67
	12.0	85.80
200 × 400	4.5	41.21
	5.0	45.64
	6.0	54.42
	6.3	57.03
	8.0	71.63
	9.0	80.05
	10.0	88.37
	12.0	104.64
250 × 350	6.0	54.42
	6.3	57.03
	8.0	71.63
	10.0	88.37
	12.0	104.64
	12.5	108.63
16.0	135.78	

Designation		Weight
Size	Thickness	
$B \times H$	T	M
mm	mm	Kg/m
300 × 400	6.3	66.92
	8.0	84.19
	9.0	94.18
	10.0	104.07
	12.0	123.48
	12.5	128.26
	16.0	160.90